

FOOTWEAR

CATALOG

April 2026

The Anatomy of a Therapeutic Shoe

High and wide toe
box for comfort

Customizable EVA insole for
additional depth

Reinforced Heel for
rearfoot support

Heat moldable heel for
superior fit

Multi-density midsole for
pronation control

Shank for torsional rigidity and
enhanced stability





Apex creates the best therapeutic footwear on the market. Designed to be supportive, non-slip, and provide optimal comfort and stability. Foot health experts craft each shoe to alleviate painful foot conditions, arthritis, and diabetes.

Table of Contents

Women's Footwear.....	4
Athletic	4
Casual	7
Dress	8
Sandals	8
Men's Footwear.....	9
Athletic	9
Casual	13
Dress	13
Boots	14
Other	15
Inserts	16

Shoe Features

-  Light Weight
-  Balance Improvement
-  AFO Compatible
-  Extra Roomy
-  Removable Spacers
-  Slip Resistant
-  Narrow Available
-  Adjustable Heel
-  Water Resistant
-  Washable
-  Apex Conform Foam




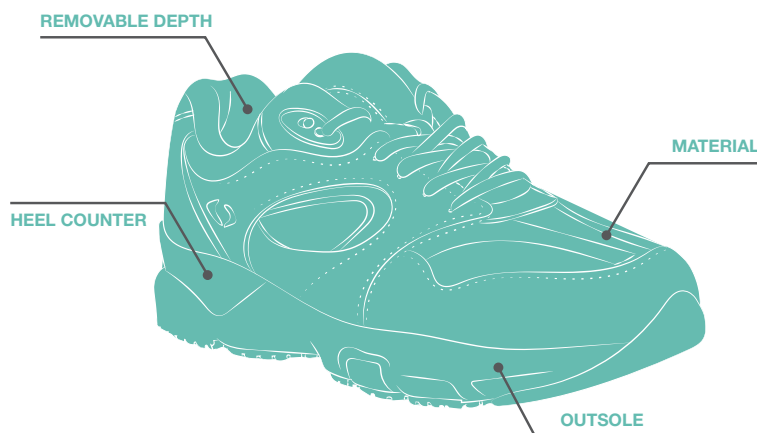
All styles are PDAC approved for HCPCS A5500



Apex Footwear Collections Guide

Please look for icons to identify shoe features, styles and lasts.

	A A-Last	V V-Last	X X-Last	Ar Ariya	Ba Balance	B Biomechanical	C Conform	L Lexington	P Petals	S Stretchable
REMOVABLE DEPTH										
5/16" removable depth	●	●	●	●	●				●	
1/2" removable depth						●	●			●
1/4" removable depth								●		
OUTSOLE										
Rubber outsole for traction & stability	●	●	●							
SATRA tested slip-resistant rubber outsole									●	
Polyurethane midsole/outsole unit for stability & durability				●		●	●	●		●
MATERIAL										
Moisture-wicking polyester, antimicrobial mesh lining	●	●	●	●	●	●		●	●	
Breathable, open air mesh and leather upper	●	●	●							
Full-grain leather upper			●	●		●	●	●	●	
Apex Conform Foam Lined with removable conform orthotic 							●			
HEEL COUNTER										
Firm heel counter for optimal rearfoot control	●	●	●	●	●	●	●	●	●	
Firm, adjustable heel counter with hook and loop strap closure (AFO compatible)			●		●					
Heat moldable heel counter for custom fit	●	●	●	●	●	●	●	●	●	●
ADDITIONAL FEATURES										
High, wide toe box	●	●	●	●		●	●			
Soft padded collars	●	●	●	●	●	●	●	●	●	●



WOMEN'S SHOE WIDTHS

4A X-Narrow	2A Narrow
B Medium	D Wide
2E X-Wide	4E XX-Wide

MEN'S SHOE WIDTHS

2A X-Narrow	B Narrow
D Medium	2E Wide
4E X-Wide	6E XX-Wide

WOMEN'S FOOTWEAR

Apex Women's active footwear styles are constructed to offer midfoot and rearfoot stability, pressure relief to the calcaneus, and shock attenuation for the foot and musculoskeletal system. The multiple removable layers, soft linings and wide last design offer protection, fitting flexibility, and the accommodation of orthotics and shoe modifications.

Often recommended for people with diabetes, arthritis or anyone seeking shoes for maximum comfort.

Boss Runner

X521W



Color: Periwinkle
Sizes: 4.5-11, 12, 13
Widths: M, W, XW
Depth: 5/16"

Boss Runner

X527W



Color: Silver/Sea Blue
Sizes: 4.5-11, 12, 13
Widths: M, W, XW
Depth: 5/16"

Lace Walker

X801W



Color: Black
Sizes: 4.5-11, 12, 13
Widths: M, W, XW
Depth: 5/16"

Boss Runner

X525W



Color: Seafoam/Purple
Sizes: 5-11, 12, 13
Widths: M, X, W
Depth: 5/16"

WOMEN'S ATHLETIC

WOMEN'S ATHLETIC

WOMEN'S ATHLETIC

WOMEN'S ATHLETIC

WOMEN'S FOOTWEAR

Reina Runner X529W



Color: Seafoam/Silver
Sizes: 5-11, 12, 13
Widths: M, X, W
Depth: 5/16"

Reina Runner X532W*



*Patented Lockdown™
 Heel Strap Design



Color: Periwinkle
Sizes: 4.5-11, 12, 13
Widths: M, W, XW
Depth: 5/16"

Performance Athletic Sneaker P9000W



Color: Black
Sizes: 6-11, 12, 13
Widths: M, X, XW
Depth: 5/16"

Performance Athletic Sneaker P9200W



Color: Seafoam/Pink
Sizes: 6-11, 12, 13
Widths: M, W, XW
Depth: 5/16"

Knit Active Shoe A7000W



Color: Gray
Sizes: 5-11, 12
Widths: M, W, XW
Depth: 5/16"

Lace Walker V854W



Color: White/Periwinkle
Sizes: 4.5-11, 12, 13
Widths: M, W, XW
Depth: 5/16"

WOMEN'S ATHLETIC

WOMEN'S ATHLETIC

WOMEN'S ATHLETIC

WOMEN'S ATHLETIC

WOMEN'S ATHLETIC

WOMEN'S ATHLETIC

WOMEN'S FOOTWEAR

Sierra Trail Runner

V753W



Color: Gray/Purple
Sizes: 4.5-11, 12, 13
Widths: M, W, XW
Depth: 5/16"



V-Last

Knit Active Shoe

A7100W



Color: Navy
Sizes: 5-11, 12
Widths: M, W, XW
Depth: 5/16"



V-Last

Lace Walker

X521W



Color: White
Sizes: 4.5-11, 12, 13
Widths: M, W, XW
Depth: 5/16"



X-Last

Strap Walker

V952W



Color: White/Pink
Sizes: 4.5-11, 12, 13
Widths: M, W, XW
Depth: 5/16"



V-Last

Double Strap Walker

G8010W



Color: Black
Sizes: 4.5-11, 12, 13
Widths: M, W, XW
Depth: 1/2"



Biomechanical

WOMEN'S ATHLETIC

WOMEN'S ATHLETIC

WOMEN'S ATHLETIC

WOMEN'S ATHLETIC

WOMEN'S ATHLETIC

WOMEN'S FOOTWEAR

Moc Toe Loafer
X2220W



Color: Tan
Sizes: 5-11, 12, 13
Widths: M, W, XW
Depth: 5/16"

Moc Toe Loafer
X2410W



Color: White
Sizes: 5-11, 12, 13
Widths: M, W, XW
Depth: 5/16"

Balmoral
X2320W



Color: Tan
Sizes: 5-11, 12, 13
Widths: M, W, XW
Depth: 5/16"

Balmoral
X2340W



Color: Navy
Sizes: 5-11, 12, 13
Widths: M, W, XW
Depth: 5/16"

Blutcher
Canvas Zip
X2410W



Color: White
Sizes: 5-11, 12, 13
Widths: M, W, XW
Depth: 5/16"

Blutcher
Canvas Zip
X2440W



Color: Navy
Sizes: 5-11, 12, 13
Widths: M, W, XW
Depth: 5/16"

WOMEN'S CASUAL

WOMEN'S CASUAL

WOMEN'S CASUAL

WOMEN'S CASUAL

WOMEN'S CASUAL

WOMEN'S CASUAL

WOMEN'S FOOTWEAR

Linda
A830W



Color: Black
Sizes: 5-11, 12, 13
Widths: M, W, XW
Depth: 5/16"

Lisa
A330W



Color: Black
Sizes: 5-11, 12, 13
Widths: M, W, XW
Depth: 5/16"

Closed
Toe Sandals
P2143W



Color: Gray/Blue
Sizes: 5-11, 12, 13
Widths: M, W, XW
Depth: 5/16"

Closed
Toe Sandals
P2154W



Color: Sage/Burnt Orange
Sizes: 5-11, 12, 13
Widths: M, W, XW
Depth: 5/16"

WOMEN'S DRESS

WOMEN'S DRESS

WOMEN'S SANDALS

WOMEN'S SANDALS



MEN'S FOOTWEAR

Apex Men's active footwear styles are constructed to offer midfoot and rearfoot stability, pressure relief to the calcaneus, and shock attenuation for the foot and musculoskeletal system. The multiple removable layers, soft linings and wide last design offer protection, fitting flexibility, and the accommodation of orthotics and shoe modifications.

Often recommended for people with diabetes, arthritis or anyone seeking shoes for maximum comfort.

Lace Walkers

X801M



Color: Black
Sizes: 6.5-13, 14, 15
Widths: M, W, XW
Depth: 5/16"

Lace Walkers

X821M



Color: White/Gray
Sizes: 6.5-13, 14, 15
Widths: M, W, XW
Depth: 5/16"

Boss Runner

X520M*



* Patented Lockdown™
Heel Strap Design



Color: Black
Sizes: 6.5-13, 14, 15
Widths: M, W, XW
Depth: 5/16"

Boss Runner

X521M



Color: Blue
Sizes: 6.5-13, 14, 15
Widths: M, W, XW
Depth: 5/16"

MEN'S ATHLETIC

MEN'S ATHLETIC

MEN'S ATHLETIC

MEN'S ATHLETIC

MEN'S FOOTWEAR

Boss Runner

X523M



Color: Silver
Sizes: 6.5-13, 14
Widths: M, W, XW
Depth: 5/16"

Stealth Runner

V551M



Color: Blue
Sizes: 6.5-13, 14, 15
Widths: M, W, XW
Depth: 5/16"

Rhino Runner

X532M*



* Patented Lockdown™
 Heel Strap Design



Color: Blue
Sizes: 6.5-13, 14, 15
Widths: M, W, XW
Depth: 5/16"

Bungee

A5000M



Innovative bungee closure



Color: Black
Sizes: 7-13, 14, 15
Widths: M, W, XW
Depth: 5/16"

Athletic Lace Walker

V854M



Color: White/Blue
Sizes: 6.5-13, 14, 15
Widths: M, W, XW
Depth: 5/16"

Knit Active Shoe

A7000M



Innovative bungee closure



Color: Black
Sizes: 7-13, 14, 15
Widths: M, W, XW
Depth: 5/16"

MEN'S ATHLETIC

MEN'S ATHLETIC

MEN'S ATHLETIC

MEN'S ATHLETIC

MEN'S ATHLETIC

MEN'S ATHLETIC

MEN'S FOOTWEAR

Closed Toe Sandal   
P2160M V-Last



Color: Black
Sizes: 7-13, 14, 15
Widths: M, X, XW
Depth: 5/16"

Closed Toe Sandal   
P2154M V-Last



Color: Sage/Burnt Orange
Sizes: 7-13, 14, 15
Widths: M, X, XW
Depth: 5/16"

Sierra Trail Runner    
V751M X-Last



Color: Brown
Sizes: 6.5-13, 14, 15
Widths: M, W, XW
Depth: 5/16"

Sierra Trail Runner    
V753M X-Last



Color: Gray/Blue
Sizes: 6.5-13, 14, 15
Widths: M, W, XW
Depth: 5/16"

Double Strap Walkers    
X920M X-Last



Color: Black
Sizes: 6.5-13, 14, 15
Widths: M, W, XW
Depth: 5/16"

Triple Strap Walker    
X903M X-Last



Color: Black
Sizes: 6.5-13, 14, 15
Widths: M, W, XW
Depth: 5/16"

MEN'S ATHLETIC

MEN'S ATHLETIC

MEN'S ATHLETIC

MEN'S ATHLETIC

MEN'S ATHLETIC

MEN'S ATHLETIC

MEN'S FOOTWEAR

Performance Athletic Sneaker

P9000M

V-Last    



Color: Black
Sizes: 6.5-13, 14
Widths: M, X, XW
Depth: 5/16"

Performance Athletic Sneaker

P9100M

V-Last    



Color: Gray
Sizes: 6.5-13, 14
Widths: M, W, XW
Depth: 5/16"

Strap Walker

V952M

V-Last    



Color: White
Sizes: 6.5-13, 14, 15
Widths: M, W, XW
Depth: 5/16"

Bungee Strap

A6000M

X-Last    



Color: Black
Sizes: 7-13, 14, 15
Widths: M, W, XW
Depth: 5/16"

Double Strap Walker

G8210M

B     



Color: Black
Sizes: 6.5-13, 14, 15, 16
Widths: M, W, XW, XXW
Depth: 1/2"

Lace Walker

G7000M

B     



Color: Black
Sizes: 6.5-13, 14, 15, 16
Widths: M, W, XW
Depth: 1/2"

MEN'S ATHLETIC

MEN'S ATHLETIC

MEN'S ATHLETIC

MEN'S ATHLETIC

MEN'S ATHLETIC

MEN'S ATHLETIC

MEN'S FOOTWEAR

Double Strap Walker

G8210M

B Biomechanical    



Color: White
Sizes: 6.5-13, 14, 15, 16
Widths: M, W, XW, XXW
Depth: 1/2"

Moc Toe Loafer

X2250M

X X-Last  



Color: Gray
Sizes: 7-13, 14
Widths: M, W, XW
Depth: 5/16"

Moc Toe Loafer

X2220M

X X-Last  



Color: Tan
Sizes: 7-13, 14
Widths: M, W, XW
Depth: 5/16"

Classic Loafer*

LT200M

L Lexington   

*Fully functional vamp opening for easy foot insertion.



Color: Black
Sizes: 7-13, 14
Widths: M, W, XW
Depth: 1/4"

Men's Boat Shoe

LT810M

L Lexington   



Color: Dark Brown
Sizes: 7-13, 14
Widths: M, W, XW
Depth: 3/8"

MEN'S ATHLETIC

MEN'S CASUAL

MEN'S CASUAL

MEN'S CASUAL

MEN'S CASUAL

MEN'S FOOTWEAR

Classic Oxford

B3000M

B

Biomechanical



Color: Black
Sizes: 6.5-13, 14, 15, 16
Widths: M, W, XW, XXW
Depth: 1/2"

Moc Toe Ariya

Y900M

Ar

Ariya



Color: Black
Sizes: 6.5-13,
14, 15
Widths: M, W, XW
Depth: 5/16"

Classic Cap Toe

LT610M

L

Lexington



Color: Brown
Sizes: 7-13, 14
Widths: M, W, XW
Depth: 1/4"

Classic Cap Toe

LT600M

L

Lexington



Color: Black
Sizes: 7-13, 14
Widths: M, W, XW
Depth: 1/4"

MEN'S DRESS

MEN'S DRESS

MEN'S DRESS

MEN'S DRESS

MEN'S FOOTWEAR

Strap Boot

B4200M

B



Biomechanical



Color: Black
Sizes: 6.5-13, 14, 15, 16
Widths: M, W, XW
Depth: 1/2"

Lace Boot

B4500M

B



Biomechanical



Color: Black
Sizes: 6.5-13, 14, 15, 16
Widths: M, W, XW
Depth: 1/2"

Hiking Boot

A4100M

Ar



Ariya

Chelsea Boot - Side Zipper



Color: Brown
Sizes: 7-13, 14, 15
Widths: M, W, XW
Depth: 5/16"

Logan

LT460M

B



Biomechanical



Color: Brown
Sizes: 7-13, 14
Widths: M, W, XW
Depth: 1/4"

Hiking Boot

A4000M

Ar



Ariya

Chukka Boot - Lace



Color: Black
Sizes: 7-13, 14, 15
Widths: M, W, XW
Depth: 5/16"

MEN'S BOOTS

MEN'S BOOTS

MEN'S BOOTS

MEN'S BOOTS

MEN'S BOOTS

Apex

CUSTOM DIABETIC INSERTS

PDAC verified for A5514

Bilam

EVA Base 45
Durometer 
CDIEVPR (CU40668)



Soft, conform foam top cover and light-weight EVA base.

- Also available with 55 durometer EVA Base

Trilam

EVA Base 45
Durometer 
CDIEVPR



Soft, conform foam top cover, extra cushion layer, and lightweight EVA base.

- Additional Layer of PPT for protection from shock and shear
- Also available with 55 durometer EVA Base

Apex

HEAT MOLDABLE INSERTS

Apex Thermofothotics™ is a unique line of inserts designed to help protect the “at risk” patient with diabetes. Everything in the Thermofothotic line is completely heat moldable and features an Apex Conform Foam top cover for continuous protection and comfort.

PDAC verified for A5512

Anatomical Thermofothotics™
EVA Base 
Fits all Apex Footwear
Fuller fit across midfoot and arch
40668



Multi-density orthotics feature a 1/8” Apex Conform Foam top cover for continuous protection and comfort. The 3/16” EVA (45 duro. Shore A - anatomical or contour shape) base is lightweight, durable and heat moldable.

Easy to trim and grind.

Men's Sizes: 6-12.5, 13, 14, 15, 16
Women's Sizes: 4-10.5, 11, 12, 13

Contour Thermofothotics™
EVA Base 
Fits All Apex Footwear and Other Brands
1584



Apex

CONFORM®

Prefabricated Insoles

Apex Conform Insoles are comfortable, lightweight orthotics that absorb shock and mold to your feet for unsurpassed comfort and protection.

Apex Conform
Insoles 
40664



The Apex Conform Foam top cover conforms to accommodate pressure “hot” spots, making this insole recommended for diabetic and arthritic patients.

Men's Sizes: 6-16 (whole sizes only)
Women's Sizes: 4-13 (whole sizes only)

Apex Conform
Insoles with Gel 
40665



This insole features a state-of-the-art gel technology for extra protection at the areas most susceptible to pain. The Apex Conform Foam top cover conforms to accommodate pressure “hot” spots, making this insole ideal for diabetic and arthritic patients.


Men's Sizes: 6-16 (whole sizes only)
Women's Sizes: 4-13 (whole sizes only)



STEP INTO SOMETHING BETTER

Your patient's feet deserve room to move naturally.

Meet ROOMY Socks — designed for all-day comfort, breathability, and a fit that actually feels right.



Scan QR Code to Order Now





CANADA

Phone: 1-844-4-TOGCAN (844-486-4226)

Email: TOGCAN@OHI.NET

USA

Phone: 1-833-OHI-USA1 (833-644-8721)

Email: OHIUS@OHI.NET

The OHI Family of Brands

