

Function
+ Style
= **OREW**
EST. 1875
PROBLEM SOLVED

OREW®
EST. 1875

Getting Back To Basics

Spring 2020

800-837-3739

www.drewshoe.com



New! For Spring 2020

We're getting back to the basics by taking our longtime, proven best sellers and adding fun and interesting new fabrics, leathers and colors! Check out the center spread and see the new life given to these Drew® staples.

For men we've created some great new styles that will accommodate even the toughest foot conditions. See pages 25 and 29 for Strength and Drifter.

And for women we've developed lightweight outsoles, added depth and removable footbeds and paired them with fun, canvas fabrics and Americana prints, just to name a few.

Watch for the NEW lightbulb throughout the book to discover the new ideas we've come up with for Spring and Summer 2020



Strength for Men - See Pg. 25

Features a wide opening for easy foot entry into the shoe. Perfect for post operative or a person with limited mobility. You can easily slip the shoe on and off and securely fasten with the hidden Velcro® under the nonfunctional stretch laces.



Drifter for Men - See Pg. 29

One of our best-selling men's last combined with a stretch lycra vamp = *problem solved*.



Clover for Women - See Pg. 19

A classic oxford and a stretch lycra vamp allow your toes extra wiggle room.



Buttercup for Women - See Pg. 17 for additional colors

This popular women's shoe offers beautiful, detailed styling with the convenience and comfort of an adjustable Velcro® brand closure at the top of the foot with a velcro extender for those who need even more room. A second adjustable strap at the heel allows you to secure the shoe at your heel, reducing heel slippage.



Sunshine for Women - See Pg. 4 for additional colors

Showcase your casual style with the Barefoot Freedom® Sunshine mule. These stretchy slip-ons feature a dual density, removable footbed with extra padding at the heel for daylong comfort.

Sunstone for Women - See Pg. 5 for additional colors

A playful twist on the popular Ruby sneaker. Meet the Sunshine mule. These shoes with a removable footbed to fit a custom orthotic. This lightweight shoe provides heel cushion and maximum built-up arch for confident strides.

**Ruby for Women** - See Pg. 5 for additional colors

Stay adventure-ready as you hit the road wearing the Ruby sneaker. With a removable footbed you have room for a custom orthotic. This lightweight shoe provides heel cushion and maximum built-up arch for confident strides. Now available in 4 new colors!

**Rose, Tulip and Orchid for Women** - See Pgs. 16 & 17

for additional colors

We're getting back to the basics by taking our longtime, proven best sellers and adding fun and interesting new leathers and colors! Check out the center spread and see the new life given to these Drew® staples.

**Cruise for Women** -

See Pg. 7 for additional colors

Slip into this double depth Barefoot Freedom® by Drew sandal. Heel cup support, Velcro® closures and arch support will make your feet happy. Great Euro styling and full leather linings. Now available in 5 great colors!

Breezy for Women - See Pg. 4 for additional colors

Exclusive textures and comfortable design is a smash success in this adjustable Velcro® closure. Stretch fabric vamp along with a supportive, removable, dual density footbed with lots of padding in the heel plus its extremely lightweight design allow maximum luxury for your feet.

Rainbow for Women (left) - See Pg. 4 for additional colors

Springtime textures and easy-to-wear design are a perfect combination in the Rainbow maryjane by Barefoot Freedom®. The extremely lightweight design (a pair of size 6M weigh less than 6 oz) will satisfy not just your feet, but your whole body.

Women's Light & Cool Sandals & Shoes

Offering the support you need to keep your feet feeling energized the whole day through. Enjoy the best of both worlds - comfort and style with removable footbeds to make room for your own custom orthotic.

AD

ADDED DEPTH WITH SINGLE REMOVABLE FOOTBED

AP

HCPCS CODE A5500 PENDING

A5

HCPCS CODE A5500

S1

MEDIUM B	WIDE D	WIDE WIDE EE
5-12, 13	5-12, 13	5-12, 13

S2

NARROW AA	MEDIUM B	WIDE D	WIDE WIDE EE
7-12	5-12, 13	5-12, 13	5-12, 13

S3

NARROW AA	MEDIUM B	WIDE D	WIDE WIDE EE
6-12, 13	5-13	5-13	5-13

243

RC26

233

230

RAINBOW 14801
FABRIC

AD

AP

S1

243



SUNSHINE 13182
STRETCH FABRIC

AD

S1

243



BREEZY 13183
STRETCH FABRIC

AD

AP

S1

243

TAN-82





RUBY 19172
FABRIC

AD A5 S2 RC26



ELEMENT 17031
NUBUCK LEATHER

AD A5
S3 233



SUNSTONE 10831
FABRIC

AD S2 RC26



CASCADE 17051
NUBUCK LEATHER

AD S3 230



WOMEN'S COMFORT CASUALS & SANDALS

When it comes to casual shoes, form and function are equally as important as style and design. We've combined all of those essential elements into some of the most comfortable shoes and sandals you'll ever slip on your feet.

PF

PLUS FITTING SYSTEM® - TWO REMOVABLE FOOTBEDS FOR ADDED AND DOUBLE DEPTH

AD

ADDED DEPTH WITH SINGLE REMOVABLE FOOTBED

A5

HCPCS CODE A5500

S1

NARROW AA	MEDIUM B	WIDE D	WIDE WIDE EE
7-12	5-12,13	5-12,13	5-12,13

S2

MEDIUM B	WIDE D	WIDE WIDE EE
5-12, 13	5-12, 13	5-12, 13

S3

NARROW AA	MEDIUM B	WIDE D	WIDE WIDE EE
6-12	5-12,13	5-12,13	5-12,13

234



242



ADJUSTABLE
SWIVEL
STRAP



BURGUNDY
WAVY -5Z

BLACK
WAVY-1Z

STRETCH
VAMP



NAVY WAVY
STRETCH-4Z

BLACK SMOOTH-99

SAVANNAH 17100
STRETCH FABRIC

PF

A5

S1

234



BLACK ANIMAL
PRINT -9F

SMILES 14791
MICRODOT LEATHER

PF

A5

S1

234



BLACK-16

TAUPE-72

Adjustable
Back
Strap

KHAKI STRIPE - 2C

COMFY 17103
SWEATER FABRIC

PF

S1

234



STONE-63

BLACK-12

GREY-9T

CRUIZE 19179
LEATHER

AD S2 242



GREEN-9Z



BLACK-12



BLUE-37



ROSE GOLD-55



BLUE FLORAL-3P

WALKABOUT 19177

AD S3 242



STONE LEATHER-63



BLUE LEATHER-37



BLACK LEATHER-12



NATURAL
FABRIC-70



BLACK/WHITE
FABRIC-1R

BON VOYAGE 19175
FABRIC/LEATHER

AD S3 242



BLUE-37



BLACK-12



BEIGE-3F



HIDDEN VELCRO®
CLOSURE

Women's Stability Cradle System

Pamper your feet with Drew's stability cradle system featuring:

- *Drew's "next generation" premium cushioned polyurethane insole with deep heel cup for instant step-in comfort*
- *Firm heel counter provides rear foot stability and control*
- *Tempered steel shank for mid-foot support*
- *Durable, flexible rubber outsole*
- *Dual-density heel pad*
- *Contoured arch provides maximum support & alignment*
- *Built-in metatarsal pad*
- *Shock absorbing midsole and additional midsole for extra support*
- *Stability cradle for medial and lateral control*

PF

PLUS FITTING SYSTEM® - TWO REMOVABLE FOOTBEDS FOR ADDED AND DOUBLE DEPTH

A5

HCPCS CODE A5500

S1

NARROW AA	MEDIUM B	WIDE D	WIDE WIDE EE	EXTRA WIDE 4E
6-12	5-12,13	5-12,13	5-12,13	5-12,13

241



ENTERPRISE 10830
MICROSUEDE/MESH

PF

A5

S1

241



GREY - 43



BLACK-12

BLUE - 37



NAVY BLUE-42

PF

A5

S1

241

GREY- 9T

BLACK-16

DISCOVERY 14798
MICRODOT LEATHER

ENDEAVOR 14800
DUSTY LEATHER

PF

A5

S1

241



BROWN-66

BLACK-12



COLUMBIA 10829 LEATHER

PF A5 S1 241



WOMEN'S STABILITY
CRADLE

INSOLES

Drew ULTRON® Footbed

80100 Barefoot Freedom by Drew Footbed



Fits Women's Shoe Size N, M, W Widths	Insole Size
5 to 6½.....	1
7 to 8½.....	2
9 to 10½.....	3
11 to 12.....	4

Fits Women's Shoe Size WW, XW Widths	Insole Size
5 to 6½.....	5
7 to 8½.....	6
9 to 10½.....	7
11 to 12.....	8

Women's Athletic

It's part of the beauty and ingenuity of Drew, offering all of the protective benefits of a therapeutic shoe, yet still retaining the look of an athletic shoe. They look as great as they feel.

PF

PLUS FITTING SYSTEM® - TWO REMOVABLE FOOTBEDS FOR ADDED AND DOUBLE DEPTH

A5

HCPCS Code A5500

S1

NARROW AA	MEDIUM B	WIDE D	WIDE WIDE EE	EXTRA WIDE 4E
7-12	5-12,13	5-12,13	5-12,13	5-12,13

S2

NARROW AA	MEDIUM B	WIDE D	WIDE WIDE EE	EXTRA WIDE 4E
7-13	5-13	5-13	5-13	5-13

S3

NARROW AA	MEDIUM B	WIDE D	WIDE WIDE EE	EXTRA WIDE 4E
7-12	5-13	5-13	5-13	5-13

239



801



GEMINI 10296
SUEDE/MESH

PF

A5

S1

239



BLACK SUEDE/
WHITE MESH-19

GREY SUEDE/
WHITE MESH-43

STRETCH
VAMP



BLUE - 37

BLACK/WHITE-1R

GREY/WHITE-43

GALAXY 10826
STRETCH KNIT

PF

A5

S1

239

ZODIAC 19169
MESH/LEATHER

PF

A5

S1

239



BLACK-19

STRETCH
Z-STRAP
CLOSURE



CREAM SUEDE- 3V

BLACK SUEDE/
GLITTER MESH-19

TUSCANY 10555
LEATHER

PF

A5

S1

239

PAIGE 14695
LEATHER

PF

A5

S2

801

BLACK-12



WHITE-22

BONE-32

FIRE 19170
LEATHER/MESH

PF

A5

S1

801

GREY - 43



BLACK-19



STRETCH
VAMP

BLACK-19

NAVY-41

FLASH II 10560
LEATHER/MESH

PF

A5

S3

801

WHITE-21



BLACK-19

EXCEL 10164
STRETCH MESH

PF

A5

S3

801

BASIL 10652
LEATHER

PF

A5

S1

239



BLACK-12

FUSION 10545
LEATHER

PF

A5

S3

801

BLACK-12



WHITE-22

WOMEN'S
ATHLETIC

MORE WOMEN'S ATHLETIC AND BOOTS

Therapeutic women's sneakers and boots? No one would guess these great looking styles are good for your feet. Durable on the outside, yet soft and comforting on the inside.

PF

PLUS FITTING SYSTEM® - TWO REMOVABLE FOOTBEDS FOR ADDED AND DOUBLE DEPTH

AD

ADDED DEPTH WITH SINGLE REMOVABLE FOOTBED

A5

HCPCS CODE A5500

AP

HCPCS CODE A5500 PENDING

S1

NARROW AA	MEDIUM B	WIDE D	WIDE WIDE EE	EXTRA WIDE 4E
7-12	5-13	5-13	5-13	5-13

S2

NARROW AA	MEDIUM B	WIDE D	WIDE WIDE EE	EXTRA WIDE 4E
7-12	5-12	5-12	5-12	5-12

S3

MEDIUM B	WIDE D	WIDE WIDE EE
6-12,13	6-12,13	6-12,13

S4

NARROW AA	MEDIUM B	WIDE D	WIDE WIDE EE
6-12	5-12,13	5-12,13	5-12,13

101



80



495



FLARE 10285
LEATHER/MESH



PF A5 S1 101

MOTION V 14406
LEATHER



PF A5 S1 101

MOTION 10186
LEATHER



PF A5 S1 101



ATHENA 10268
LEATHER/MESH

PF A5 S2 80

ICEBERG 10189
NUBUCK

PF AP S3 495

WATERPROOF

BLACK-12




BROWN-65

GLACIER 10188
NUBUCK

BLACK/GREY/
YELLOW-09

PF A5 S4 495

WATERPROOF



WATERPROOF

BLACK-12



GREY- 9T

SNOWY 10190
SUEDE

PF AP S3 495



WOMEN'S
ATHLETIC & BOOTS

WOMEN'S BOOTIES AND SHOES

These orthotic-compatible shoes and booties offer unsurpassed comfort, style and adjustability along with the latest innovations in foot therapy in easy-to-wear styles.

PF

PLUS FITTING SYSTEM® - TWO REMOVABLE FOOTBEDS FOR ADDED AND DOUBLE DEPTH

A5

HCPCS CODE A5500

S1

NARROW AA	MEDIUM B	WIDE D	WIDE WIDE EE
7-12	5-12, 13	5-12, 13	5-12, 13

S2

NARROW AA	MEDIUM B	WIDE D	WIDE WIDE EE
6-12	5-12, 13	5-12, 13	5-12, 13

234



235



237



HANNAH 17102
NUBUCK

PF S1 234



BROWN-65

BLACK-15

MEDIAL &
LATERAL
ZIPPER

KOOL 19178

PF A5 S1



234



GREY SUEDE/
FLANNEL-43

BLACK LEATHER/ SUEDE-19

KALM 19100
MICROSUEDE

PF A5

S1

234

MEDIAL
ZIPPER



STONE- 63

BLACK-12



BLACK LEATHER-12

BLACK SUEDE-53

KRISTA 10141

PF A5 S2 234



BLACK SUEDE-53

BROWN SUEDE-6R

HOPE 10573

PF A5

S1 234



BLACK
LEATHER-12



BLACK SUEDE-19

NAVY SUEDE-41

GENOA 14316
LEATHER

PF A5 S2 235

DUSTY BLACK-12



TAUPE MICRODOT-72

METRO 14794
LEATHER

PF A5 S2 235

DUSTY TAUPE-7Z

ZIPPER
CLOSURE



BLACK MICRODOT-16

ATHENS 19196
LEATHER

PF A5
S2 235

LATERAL
ZIPPER



DARK BROWN-68

COLOGNE 19167
LEATHER

PF A5
S2 235

MEDIAL
ZIPPER



BLACK-12

DARK
BROWN -68



DUSTY BLACK-12

GINGER 14321
LEATHER

DUSTY PEWTER-86

PF A5 S2 237



BLACK-12

BRANDY-83

HEATHER 14400
LEATHER

PF A5
S2 237

INSOLES

Drew®

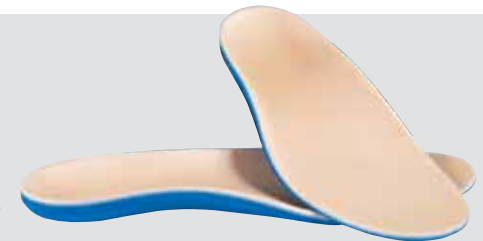
Medical Grade Inserts

89700

HPCPS Code A5512

Drew's most advanced, comfort-based orthotic. Ready for quick and easy modification.

- 3/16" Plastazote®
- 5/16" EVA Shore A55-60 Durometer



Fits Women's Shoe Size	Fits Men's Shoe Size	Insole Size
5 to 6½.....	NA.....	1
7 to 8½.....	6 to 7½.....	2
9 to 10½.....	8 to 9½.....	3
11 to 13	10 to 11½.....	4
NA.....	12 to 14	5



Women's Comfort Casuals New Colors Added!

We're getting back to the basics by taking our longtime, proven best sellers and adding fun and interesting new leathers and colors!

- Ultra lightweight polyurethane, slip-resistant outsole
- Extended medial heel stabilizer
- Tempered steel shank for mid-foot support

PF

PLUS FITTING SYSTEM® - TWO REMOVABLE FOOTBEDS FOR ADDED AND DOUBLE DEPTH

A5

HCPCS CODE A5500

AP

HCPCS CODE A5500 PENDING

S1

SLIM 4A	NARROW AA	MEDIUM B	WIDE D	WIDE WIDE EE
6-12	6-12	5-13	5-13	5-13

S2

NARROW AA	MEDIUM B	WIDE D	WIDE WIDE EE
6-12	5-12	5-12	5-12

S3

NARROW AA	MEDIUM B	WIDE D	WIDE WIDE EE
6-12,13	5-13	5-13	5-13

S4

NARROW AA	MEDIUM B	WIDE D	WIDE WIDE EE
6-12	5-12,13	5-12,13	5-12,13

S5

NARROW AA	MEDIUM B	WIDE D	WIDE WIDE EE
6-12	5-13	5-13	5-13

221



LOTUS 14631 LEATHER

PF A5 221



MAGNOLIA 14326 LEATHER/STRETCH

PF

A5

S5

221



ORCHID 14370
LEATHER

PF

A5

221

S2

BLACK-12

S4

BONE FOIL-3Y

BLACK FOIL-96

New
Colors

S4

BUTTERCUP 14802

PF

AP

S4

221

BLACK LEATHER/
STRETCH-99

NEW

GREY LEATHER/MESH-43

TRIMMABLE EXTENDED STRAP

ROSE 14375
LEATHER

PF

A5

221

S1

S2

BLACK-99

WHITE FLORAL- 48

S4

BLACK FOIL-96

S4

BLUE FLORAL-3P

New
Colors

BLACK CROC PATENT-1P

S1

S1

BONE-9L

S2

NAVY-42

S4

BONE FOIL-3Y

NAVY FOIL-74

S4

Women's Classic Therapeutic
Orthotic-compatible footwear with supportive heel cups, comfortable footbeds, and supple leathers. They offer style along with the latest innovations in foot therapy.

PF

PLUS FITTING SYSTEM® - TWO REMOVABLE FOOTBEDS FOR ADDED AND DOUBLE DEPTH

AD

ADDED DEPTH WITH SINGLE REMOVABLE FOOTBED

A5

HCPCS Code A5500

AP

HCPCS Code A5500 PENDING

S1	NARROW AA	MEDIUM B	WIDE D	WIDE WIDE EEE
	6-12	5-12	5-12	5-12

S2	NARROW A	MEDIUM C	WIDE E	WIDE WIDE 3E	X WIDE WIDE 5E
	6-12	5-12	5-12	5-12	5-11

S3	NARROW AA	MEDIUM B	WIDE D	WIDE WIDE EE	EXTRA WIDE WIDE 5E
	7-11,12	5-11,12	6-11,12	6-11,12	6-10

S4	NARROW AA	MEDIUM B	WIDE D	WIDE WIDE EE	EXTRA WIDE 4E
	6-12	5-12,13	5-12,13	5-12,13	5-12,13

S5	MEDIUM B	WIDE D	WIDE WIDE EEE
	5-12	5-12	5-12

S6	MEDIUM B	WIDE D	WIDE WIDE EE
	5-12,13	5-12,13	5-12,13

S7	MEDIUM B	WIDE D	WIDE WIDE EE
	6-12	6-12	6-12

S8	SLIM 3A	NARROW AA	MEDIUM B	WIDE D	WIDE WIDE EE
	7-11,12	7-11,12	5-11,12	6-11,12	6-11,12

S9	NARROW AA	MEDIUM B	WIDE D	WIDE WIDE EE	EXTRA WIDE 4E
	7-11,12	6-11,12	6-11,12	6-11,12	6-11



Bloom II 14353
Leather

BLACK SMOOTH-12

PF

A5

S1

16

PARADISE II 14521
LEATHER

BLACK-12

PF

A5

S1

16

PARADE II 10295
LEATHER

BLACK-12

PF

A5

S1

16

FIESTA 10175
LEATHER

BLACK-12

AD

A5

S2

88

SEDONA 10125
LEATHER

BLACK-12

AD

A5

S2

88

NEW VILLAGER 10676
LEATHER

BLACK-11

PF

A5

S3

46

SEAMLESS MOLDABLE DEERSKIN LINING

SEAMLESS
MOLDABLE
DEERSKIN
LINING



WOMEN'S CLASSIC
THERAPEUTIC



Men's Boots

Therapeutic Men's boots? No one would guess these fantastic looking styles are worthy of your feet. Complete with serviceable, slip-resistant, oil-resistant, non-marking rubber outsole. Durable on the outside, yet reliable and comforting on the inside.

PF

PLUS FITTING SYSTEM® - TWO REMOVABLE FOOTBEDS FOR ADDED AND DOUBLE DEPTH

A5

HCPCS CODE A5500

S1

MEDIUM D	WIDE EE	4W 4E	6E
8-13,14,15,16	8-13,14,15,16	8-13,14,15,16	8-13,14,15,16

S2

NARROW B	MEDIUM D	WIDE EE	4W 4E	6E
9-13	8-13,14,15,16	8-13,14,15,16	7-13,14,15,16	7-13,14,15,16

S3

MEDIUM D	WIDE EE	4W 4E	6E
8-13,14,15,16	8-13,14,15,16	7-13,14,15,16	7-13,14,15,16

S4

NARROW B	MEDIUM D	WIDE EE	4W 4E	6E
9-13	9-13,14,15,16	9-13,14,15,16	7-13,14,15,16	7-13,14,15,16

420



495



BLACK
TUMBLED-18



ROCKFORD 40808
LEATHER

PF

A5

S1

420

THERMOLITE®

WHEAT NUBUCK-9R



WATERPROOF

THERMOLITE®

BLACK-18

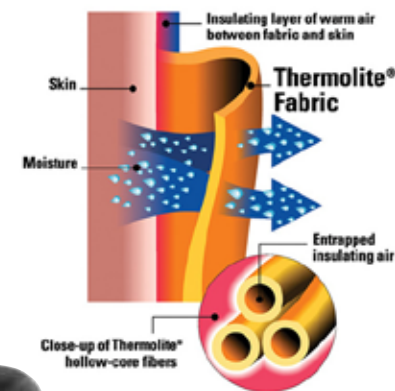


BROWN-68

BROWN TUMBLED-68



Thermolite®



BOULDER 40920
TUMBLED LEATHER

PF

A5

S1

420

CANYON 40737
LEATHER

PF

A5

495

S2



DARK BROWN-68

S2



BLACK-14

S4



OLIVE SUEDE-2U



MEN'S WATERPROOF
BOOTS

BLACK NUBUCK-15



TREK 40697
LEATHER

PF

A5

S2

495



DARK BROWN-68

PEAK 40690
SUEDE

PF


A5

S3

495



TOBACCO-8C



Men's Sneakers

Not many men's athletic shoes are as well designed as Drew. They provide function, comfort and the essential components that you will ever slip on to your feet.

PF

PLUS FITTING SYSTEM® - TWO REMOVABLE FOOTBEDS FOR ADDED AND DOUBLE DEPTH

A5

HCPCS CODE A5500

S1

NARROW B	MEDIUM D	WIDE EE	4W 4E	6E
9-13,14	7-13,14,15,16	7-13,14,15,16	7-13,14,15,16	7-13,14,15,16

S2

NARROW B	MEDIUM D	WIDE EE	4W 4E	6E
9-13,14	7-13,14,15	7-13,14,15	7-13,14,15	7-13,14,15

S3

NARROW B	MEDIUM D	WIDE EE	4W 4E	6E
9-12,13,14	7-13,14,15,16	7-13,14,15,16	7-13,14,15,16	7-13,14,15,16

S4

NARROW B	MEDIUM D	WIDE EE	4W 4E	6E
9-12,13,14	7-13,14,15	7-13,14,15	7-13,14,15	7-13,14,15

741



431



74



LIGHTNING II 40805
LEATHER/MESH COMBO

PF

A5

S1

741



LIGHTNING II V 44735
LEATHER/MESH

PF

A5

S1

741



EXCEED 40827
STRETCH MESH

PF

A5

S1

741



NAVY - 42



WATER
RESISTANT
FABRIC

MEN'S JUMP 43949
LEATHER

PF

S3

431



DARK GREY - 9T

SKI 44992
DENIM FABRIC

PF

A5

S1

431

TWIN
GORE
STRETCH

BROWN-6F

VOYAGER 40890
LEATHER



WHITE-22

BLACK-14

GREY SUEDE/
MESH-43

BLACK/MESH-09

NAVY SUEDE/
MESH-4V

WHITE/MESH-02

DARK BROWN
LEATHER/NYLON-68

PF A5 S1 741

AARON 40893
LEATHER COMBO

PF A5 S2 74

BLACK LEATHER/
NYLON-19

WIN 44001
SUEDE/MESH

PF A5 S4 74

BLACK - 19



MEN'S BUZZ 40994
LEATHER/FLANNEL/STRETCH



BLACK-19

STRETCH
OPENING

GREY-43

PF A5 S1 431

WHITE-22

BLACK-14

JIMMY 44935
LEATHER

PF A5 S1 741

BONE-32



MEN'S ATHLETIC

Men's Athletic

Generous fitting and dexterity of a Drew shoe are what these oxfords provide. Therapeutic benefits and stylish details feel as great as they look.

PF

PLUS FITTING SYSTEM® - TWO REMOVABLE FOOTBEDS FOR ADDED AND DOUBLE DEPTH

A5

HPCPS CODE A5500

S1

NARROW B	MEDIUM D	WIDE EE	4W 4E	6E
9-13,14	7-13,14,15,16	7-13,14,15,16	7-13,14,15,16	7-13,14,15,16

S2

NARROW B	MEDIUM D	WIDE EE	4W 4E	6E
9-12,13,14	7-13,14,15,16	7-13,14,15,16	7-13,14,15,16	7-13,14,15,16

S3

MEDIUM D	WIDE EE	4W 4E	6E
7-12,13,14,15,16	7-12,13,14,15,16	7-12,13,14,15,16	7-12,13,14,15,16

S4

MEDIUM D	WIDE EE	4W 4E	6E
7-13,14,15,16	7-13,14,15,16	7-13,14,15,16	7-13,14,15,16

401



431



SURGE 40760
LEATHER

PF

A5

S1

401

BLACK
SMOOTH-14

GREY SMOOTH/
NUBUCK/MESH-43

WHITE SMOOTH
LEATHER/MESH-21

BLACK SMOOTH
LEATHER/MESH-19

ROCKET 40992
LEATHER/MESH

PF

A5

S1

431

BLACK-19

WHITE-21

THRUST 40998
LEATHER/MESH

PF

A5

S2

431

BLACK/GREY-19

GREY/NAVY-43

ROCKET V 44991
LEATHER

PF

A5

S1

431

BLACK/MESH-19

BLACK-14

WHITE/MESH-21

ENERGY 40996
SUEDE/MESH

PF A5 S1 401

NAVY - 4V



BLACK-19



GREY-43

STRENGTH 40205
MESH/LEATHER

PF AP S3 401



BLACK-19

EXTRA
WIDE
OPENING



BLACK-14

BOOST 40997
STRETCH KNIT/
LEATHER



BLACK-19

GREY-43

PF A5 S1 431



WHITE-22

FORCE 40960
LEATHER

PF A5 S1 401



WHITE-22



BLACK-14

PULSE 40794
LEATHER

PF A5 S4 401



BLACK-14

FORCE V 44714
LEATHER

PF A5 S1 401

MEN'S ATHLETIC

Men's Casuals

It's important that casual shoes for men are not only comfortable, but durable and stylish. That's why Drew Shoe offers an extensive selection of men's casual shoes with high quality leathers and handsome details. Ideal when all-day walking comfort is what you require.

PF

PLUS FITTING SYSTEM® - TWO REMOVABLE FOOTBEDS FOR ADDED AND DOUBLE DEPTH

AD

ADDED DEPTH WITH SINGLE REMOVABLE FOOTBED

A5

HCPCS CODE A5500

S1

NARROW B	MEDIUM D	WIDE EE	4W 4E	6E
9-12,13	8-12,13,14,15,16	8-12,13,14,15,16	7-12,13,14,15,16	7-12,13,14,15,16

428



434



433



BRANDY-83

KEITH 40672
LEATHER

PF

A5

S1

428

BLACK-14

FAIRFIELD 43906
LEATHER

PF

S1

428



BRANDY-83

BLACK-14

MANSFIELD 44915
LEATHER



BROWN-68

BLACK-14

PF

A5

S1

428

JACKSON 47713
LEATHER

PF

S1

428



BLACK-18

BROWN-93

BEXLEY II 43000
LEATHER

PF

S1

434

BLACK PEBBLED-14



BROWN PEBBLED-60

TOLEDO II 40200
LEATHER

PF

A5

S1

434

BLACK-14



BRANDY-83

PALMER 47100
MICROSUEDE

PF

S1

434

BLACK-14



CAMEL-7T

HOGAN 40201
LEATHER

PF

A5

S1

434

BROWN-64



BLACK-14

BURGUNDY-51



BLACK-14

ESSEX 43950
LEATHER

AD

S1

433

STRETCH
VAMP

BLACK-14

WATSON 44000
LEATHER

PF

A5

S1

434

BROWN-64



Men's Therapeutic Casuals

Orthotic-compatible footwear with supportive heel cups, comfortable footbeds, and supple leathers. They offer style along with the latest innovations in foot therapy.

PF

PLUS FITTING SYSTEM® - TWO REMOVABLE FOOTBEDS FOR ADDED AND DOUBLE DEPTH

A5

HCPSC CODE
A5500

DD

DOUBLE DEPTH WITH SINGLE, THICK, REMOVABLE FOOTBED

AP

HCPSC CODE
A5500
PENDING

S1

NARROW B	MEDIUM D	WIDE EE	4W 4E	6E
9-12,13	8-12,13,14,15	8-12,13,14,15	7-12,13,14	7-12,13

S2

NARROW B	MEDIUM D	WIDE EE	4W 4E	6E
9-13,14	8-13,14,15,16	8-13,14,15,16	7-13,14,15,16	7-12,13,14,15,16

S3

NARROW B	MEDIUM D	WIDE EE	4W 4E	6E
9-12,13	8-12,13,14,15,16	8-12,13,14,15,16	7-12,13,14,15,16	7-12,13,14,15,16

S4

NARROW B	MEDIUM D	WIDE EE	4W 4E
9-12,13,14	7-14,15,16	7-14,15	8-14

S5

MEDIUM D	WIDE EE	4W 4E	6E
8-12,13,14,15	8-12,13,14,15	7-12,13,14	7-12,13

S6

MEDIUM D	WIDE EE	4W 4E	6E
8-12,13,14,15,16	7-12,13,14,15,16	7-12,13,14,15,16	7-12,13,14,15,16

S7

MEDIUM D	WIDE EE	4W 4E
8-12,13,14,15	8-12,13,14,15	8-12,13,14

S8

NARROW B	MEDIUM D	WIDE EE	4W 4E	6E
9-14	8-14,15,16	8-14,15,16	8-14,15,16	8-14,15,16

S9

MEDIUM D	WIDE EE	4W 4E	6E
8-12,13,14,15,16	7-12,13,14,15,16	7-12,13,14,15,16	7-12,13,14,15,16

S10

NARROW B	MEDIUM D	WIDE EE	4W 4E	6E
8.5-12,13,14	8-12,13,14,15,16	7-12,13,14,15,16	7-12,13,14,15,16	7-12,13,14,15,16

TRAVELER 40973
LEATHER

BLACK
PEBBLED-14



COGNAC
NUBUCK-59

PF

A5

S1

66

BIG EASY 44859
LEATHER

BLACK-14



BROWN-68

PF

A5

S2

66

TUCSON 40678
LEATHER

PF

A5

S2

66



BLACK-14

GREY - 9T



BROWN - 6T

BRONX 40100
LEATHER

AD

A5

S3

433



BLACK-11

SEAMLESS
MOLDABLE
DEERSKIN
LINING

DOUBLER 40822
LEATHER

PF

A5

S4

66

66

433



TRAVELER V 44908
LEATHER

COGNAC
NUBUCK-59



BLACK
PEBBLED-14

PF A5 S5 66

JOURNEY II 44885
LEATHER/ STRETCH

PF A5 S6 66



BLACK-99

WALKER II 40784
LEATHER

BLACK-14



BROWN-64

PF A5 S8 66

DRIFTER 40204
LEATHER/STRETCH

PF AP

S9 66



BLACK - 19



BLACK-14

VICTOR 44700
LEATHER

PF A5 S7 66



BLACK-14

PARK 40991
LEATHER

AD A5

S3 433

BROWN-64



BLACK-14

BROWN-64

NAVIGATOR II 44837
LEATHER

PF A5 S10 66

Men's Cool and Casual Sandals

It's important that casual shoes for men are not only comfortable, but dependable. That's why Drew Shoe offers an extensive selection of men's cool & casual shoes with handsome details. Drew's orthotic-compatible, sandals keep the legs, knees and hips in healthy alignment, reducing fatigue and helping to alleviate back pain.

DD DOUBLE DEPTH WITH SINGLE, THICK, REMOVABLE FOOTBED

A5 HCPCS CODE A5500

S1	MEDIUM D	WIDE EE	4W 4E	6E
	8-13,14,15,16	8-13,14,15,16	7-13,14,15,16	7-13,14,15,16



DUBLIN 47717
LEATHER

DD A5

S1 499

WARREN 47791
NUBUCK

DD S1 494



HAMILTON 47708
NUBUCK

DD A5 S1 499

Quick Last Reference

P221/ P237... Pages 15, 16, 17, 19

- Plus Fitting System®
- Broad Forefoot
- Wide, Tempered Steel Shank
- Extended Medial Heel Stabilizer
- Tempered Steel Shank
- Mild Rocker Bottom
- Removable ULTRON® Footbed



P234... Pages 6 & 14

- Plus Fitting System®
- Broad Forefoot
- Removable, Lightweight Polyurethane Footbed
- Lightweight, Flexible Outsole
- Firm Heel Counter
- Mild Rocker Bottom
- Tempered Steel Shank



P80... Page 12 (women's) P74 ... Page 23 (men's)

- Plus Fitting System®
- Broad Forefoot
- Built-in, Nylon Shank
- Firm Heel Counter
- Added Heel Cushion and Arch Support
- Lightweight Rubber Outsole with EVA Wedge Midsole
- Rocker Bottom



P231...Page 19

- Plus Fitting System®
- Broad Forefoot
- Extended Medial Heel Stabilizer
- Tempered Steel Shank
- Polyurethane Outsole



P243...Page 4

- Added Depth
- Ultra Lightweight Construction
- Nylon Shank
- Featherweight Polyurethane Outsole



P101...Page 12 (women's) P401...Pages 24 & 25 (men's)

- Plus Fitting System®
- Broad Forefoot
- Extended Medial Heel Stabilizer
- Tri-Support Insole with Built-in Heel Cushion
- Durable Rubber Outsole
- Tempered Steel Shank
- Rocker Bottom



P16... Pages 18 & 19

- Plus Fitting System®
- Tempered Steel Shank
- Firm Heel Counter
- Mild Rocker Bottom
- Removable, Moldable Dual-Density Footbed



P88... Page 18

- Added Depth
- Deep, Broad Oblique Forefoot
- Rocker Bottom
- Tempered Steel Shank
- Extended Medial Heel Stabilizer
- Removable, Dual-Density Insert



P46... Pages 18 & 19

- Plus Fitting System®
- Flared Outsole
- Rocker Bottom
- Broad Forefoot
- Tempered Steel Shank
- Extended Medial Heel Stabilizer



P495... Page 13 (women's) Page 21 (men's)

- Plus Fitting System®
- Slip-resistant, Oil-resistant, Non-Marking, Durable, Lightweight, Rubber Outsole
- Firm Heel Counter
- Polyurethane Footbed with Added Heel Cushion



P235... Page 15

- Plus Fitting System®
- Tempered Steel Shank
- Metatarsal Support
- Firm Heel Counter
- Lightweight Polyurethane Unit Outsole



P239... Pages 10 & 11

- Plus Fitting System®
- Wide, Synthetic Shank
- Firm Heel Counter
- Removable Ultron® Footbed with Heel Cushion and Arch Support
- Rocker Bottom



RC26... Page 5

- Added Depth
- Tempered Steel Shank
- Firm Heel Counter



P241... Pages 8 & 9

- Plus Fitting System®
- Tempered Steel Shank
- Stability Cradle System
- Firm Heel Counter
- Added Heel Pads & Met Pads & Arch Support



P420... Page 20

- Plus Fitting System®
- Deep, Broad Oblique Toe
- Waterproof Lining
- Tempered Steel Shank
- Built-in Heel Cushion
- Slip-resistant, Oil-resistant, Non-Marking Outsole



P66... Pages 28 & 29

- Plus Fitting System®
- Deep, Broad, Oblique Toe
- Mild Rocker Bottom
- Extended Medial Heel Stabilizer
- Tempered Steel Shank
- Lightweight, Flared Outsole



P801... Page 11 (women's) P741... Pages 22 (men's)

- Plus Fitting System®
- Broad Forefoot
- Interior Nylon Shank in the Midsole and TPU Shank in the Outsole
- Lightweight Rubber Outsole with EVA Wedge Midsole
- Rocker Bottom



P428... Page 26

- Plus Fitting System®
- Mild Rocker Bottom
- Opanka Construction
- Firm Heel Counter
- Tempered Steel Shank



P431... Pages 22, 23, 24

- Plus Fitting System®
- Wide, Synthetic Shank
- Rocker Bottom
- Extended Medial Heel Stabilizer
- Removable Ultron® Footbed with Heel Cushion and Built-in Arch Support
- Rubber Outsole



P433... Pages 27, 28, 29

- Added Depth
- Dual-density Polyurethane Footbed with maximum arch Build-up
- Flexible, Lightweight Outsole
- Tempered Steel Shank
- Extended Medial Heel Stabilizer



P434... Page 27

- Plus Fitting System®
- Mild Rocker Bottom
- Opanka Construction
- Firm Heel Counter
- Ultra Lightweight Construction
- Wide, Tempered Steel Shank



Drew Solutions for Common Foot Problems

Key to Shoe Ratings for Specific Foot Problems

1. The **BEST** shoe for this particular problem
2. A **BETTER** shoe for this particular problem
3. A **GOOD** shoe for this particular problem



PROBLEM SOLVED

WOMEN'S	Breezy-Rainbow-Sunshine	Ruby-Sunstone	Comfy-Savannah-Smiles	Discovery-Endeavor	Columbia-Enterprise	Moonwalk	Gemini-Tuscany-Zodiac	Galaxy-Basil	Page-Fusion	Fire	Excel	Flash II	Flare-Motion V	Motion	Athens	Glacier-Iceberg-Snowy	Kool-Kalm-Krista-Hope	Hannah	Genna	Metro-Athens-Cologne	Heather-Ginger	Tulip-Lotus-Orchid-Rose	Magnolia	Buttercup	Bloom II-Paradise II-Parade II	Sedona-Fiesta	New Villager-Phoenix Plus	Antwerp	Clover	Quest	Victoria	Zip II	Blazer	
Page Number	4	5	6	8	8/9	9	10	10/11	11	11	11	11	12	12	12	13	14	14	15	15	15	16/17	16	17	18	18	18/19	19	19	19	19	19	19	19
Last Number	243	RC26	234	241	241	241	239	239	801	801	801	801	101	101	80	495	234	234	235	235	237	221	221	221	16	88	46	231	221	16	46	16	46	
Pes Cavus (High Arch)	3	2	2	2	2	2	2	2	2	2	2	2	2	2	2	1	2	2	1	2	2	2	2	2	2	2	3	2	2	2	3	2	3	
Pes Planus (Flat Foot)	3	2	2	1	1	1	1	1	2	2	2	2	1	1	2	1	2	2	2	2	2	2	2	2	2	1	1	2	2	2	1	2	1	
Ankle Varus (Roll Out)	3	2	3	1	1	1	1	1	2	2	2	2	1	1	2	1	2	3	2	2	2	2	2	2	2	1	1	2	2	2	2	1	2	1
Ankle Valgus (Roll In)	3	2	3	1	1	1	1	1	2	2	2	2	1	1	2	1	2	3	2	2	2	2	2	2	2	1	2	2	2	2	2	2	2	1
Metatarsalgia (Ball of Foot Pain)	1	1	2	1	1	1	1	1	1	1	1	1	1	1	1	1	2	2	2	2	2	1	2	1	2	1	1	2	1	2	1	2	1	
Plantar Fasciitis (Heel Pain)	2	2	2	1	1	1	1	1	1	1	1	1	2	2	1	1	2	2	1	2	2	2	2	1	3	2	2	2	2	3	2	3	2	
Bunions	2	3	1	2	2	1	1	2	2	3	1	2	2	3	2	1	1	1	2	2	3	1	1	1	2	1	1	1	1	1	1	1	2	2
Hammertoes	2	3	1	2	2	1	1	2	2	3	1	2	3	3	2	2	2	3	3	3	2	1	2	2	1	1	1	1	2	1	1	2	2	
Arthritis	2	2	2	1	2	1	1	2	1	2	2	2	3	3	3	2	2	2	2	2	2	1	1	1	2	1	1	1	1	1	1	1	2	2
Diabetes	2	2	2	2	2	1	1	2	3	1	2	3	2	3	3	2	2	2	3	3	2	1	1	1	2	1	1	1	1	1	1	2	2	2
Slip-Resistant	N	N	N	N	N	N	Y	Y	N	N	N	N	N	N	N	Y	N	N	N	N	Y	Y	Y	Y	N	N	N	N	Y	N	N	N	N	N

MEN'S	Rockford-Boulder		Trek-Peak-Canyon		Lightning-Lightning II		Exceed		Ski		Buzz-Jump		Voyager		Win-Jimmy		Aaron		Surge-Energy-Boost		Rocket-Rocket V-Thrust		Force-Force V-Strength		Pulse		Keith-Jackson-Fairfield		Mansfield		Bexley II-Watson-Palmer		Toledo II-Hogan		Essex		Traveler-Traveler V		Big Easy-Tucson		Bronx		Double-Drifter		Journey II		Walker II-Navigator II		Park		Dublin	
Page Number	20	21	22	22	22	22/23	23	23	23	24/25	24	25	25	26	26	27	27	27	27	28/29	28	28	28/29	29	29	29	29	30																								
Last Number	420	495	741	741	431	431	741	74	74	401	431	401	401	428	428	434	434	433	66	66	433	66	66	66	66	433	499																									
Pes Cavus (High Arch)	2	2	2	2	2	2	2	2	2	2	2	2	2	2	2	2	2	1	2	2	1	2	2	2	2	1	2																									
Pes Planus (Flat Foot)	1	2	2	2	2	1	2	2	2	2	1	1	1	1	2	2	2	2	2	1	2	2	2	1	2	2	2																									
Ankle Varus (Roll Out)	1	2	2	2	1	1	2	2	2	1	1	1	1	2	2	2	2	1	1	2	1	1	2	2	2	1	3																									
Ankle Valgus (Roll In)	1	2	2	2	1	1	2	2	2	1	1	1	1	2	2	2	2	1	1	2	1	1	2	2	2	1	3																									
Metatarsalgia (Ball of Foot Pain)	2	2	1	1	2	2	1	1	1	1	1	1	1	1	1	1	1	1	1	1	1	1	1	2	1	1	1																									
Plantar Fasciitis (Heel Pain)	2	2	2	2	2	1	2	2	2	2	1	2	2	2	2	2	2	1	2	2	1	1	3	2	1	1																										
Bunions	1	2	2	2	2	2	2	2	2	3	2	3	2	2	2	2	2	2	2	2	1	2	1	1	2	2	2																									
Hammertoes	2	3	2	2	2	2	2	2	2	3	2	3	2	2	2	2	2	2	2	2	1	3	1	1	2	2	2																									
Arthritis	2	3	2	2	2	2	2	2	3	2	2	2	2	2	1	2	2	1	2	2	2	1	1	2	1	1																										
Diabetes	2	3	2	2	2	2	3	2	3	2	2	2	2	2	2	2	2	2	2	2	2	1	1	2	2	3																										
Slip-Resistant	Y	Y	N	N	N	N	N	N	N	N	N	N	N	N	N	N	N	N	N	N	N	N	N	N	N	N	N																									

Point-Of-Purchase

A. Drew Signage

This attractive sign helps you distinguish the area of your store you've established for the Drew line. Available with or without slat wall hook. Appx. 18" X 14" Oval

B. Brannock® Device

Proprietary from Drew. One Brannock® device fits both men and women.

C. Informational Brochures

The Drew Comfort Series is a great way to present your customers with important information about foot conditions and footwear. Also available in Spanish.

D. Slat Wall Shoe Holders

Proudly display your Drew samples with this slat wall shelving complete with colorful Drew logo.

E. Shoe Display

Versatile 9 shoe display can be used on the floor as shown below or remove the base for a table/counter piece.

